
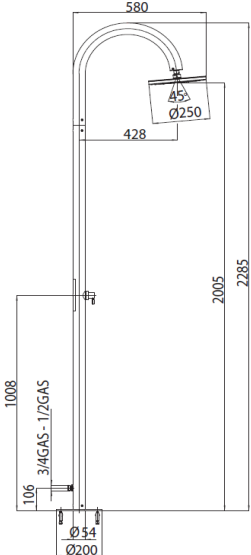
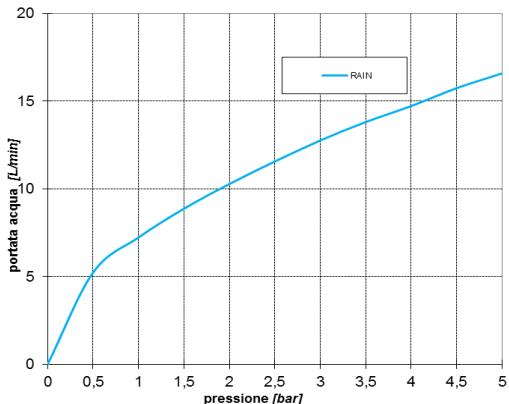


BOSSINI		SCHEDA TECNICA TECHNICAL SHEET		Date: 07/12/2017	Rev/0																										
<b>Codice / Code:</b> <b>L00833</b>		<b>Descrizione</b> Colonna doccia OKI Column da esterno in acciaio INOX AISI 316. Con rubinetto d'arresto, con attacco 3/4" M per alimentazione acqua esterna Oki stainless steel AISI 316 outdoor shower column with on-off valve, 3/4" M coupling for external water inlet																													
<b>Foto / image</b> 		<b>Disegni / drawings</b> 																													
<b>Grafico di portata / Flow rate diagram</b>																															
<table border="1"> <thead> <tr> <th></th> <th>RAIN</th> </tr> </thead> <tbody> <tr><td>0</td><td>0</td></tr> <tr><td>0,5</td><td>5,2</td></tr> <tr><td>1</td><td>7,2</td></tr> <tr><td>1,5</td><td>8,9</td></tr> <tr><td>2</td><td>10,3</td></tr> <tr><td>2,5</td><td>11,6</td></tr> <tr><td>3</td><td>12,8</td></tr> <tr><td>3,5</td><td>13,8</td></tr> <tr><td>4</td><td>14,7</td></tr> <tr><td>4,5</td><td>15,7</td></tr> <tr><td>5</td><td>16,6</td></tr> <tr> <td>pressione <b>bar</b></td> <td>portata <b>L/min</b></td> </tr> </tbody> </table>			RAIN	0	0	0,5	5,2	1	7,2	1,5	8,9	2	10,3	2,5	11,6	3	12,8	3,5	13,8	4	14,7	4,5	15,7	5	16,6	pressione <b>bar</b>	portata <b>L/min</b>				
	RAIN																														
0	0																														
0,5	5,2																														
1	7,2																														
1,5	8,9																														
2	10,3																														
2,5	11,6																														
3	12,8																														
3,5	13,8																														
4	14,7																														
4,5	15,7																														
5	16,6																														
pressione <b>bar</b>	portata <b>L/min</b>																														
<b>MATERIALI / materials</b>																															
ABS, Silicone, NBR, POM, Stainless steel, Brass (self closing tap)																															
<b>CARATTERISTICHE IDRAULICHE / hydraulic features</b>																															
	pressione pressure	portata flow rate	temperatura temperature	solo per miscelatori termostatici only for thermostatic mixers																											
min	1 bar	10 l/min	--	Blocco di sicurezza safety lock	/																										
max	5 bar	--	<70°C	Temperatura acqua fredda cold water temperature	/																										
consigliata recommended	2-3 bar	--	<42°C	Temperatura acqua calda hot water temperature	/																										
<b>CERTIFICAZIONI / CERTIFICATIONS:</b>																															
<b>CONFORMITA' / CONFORMITY :</b> Chrome plating - EN 248.																															