

## **PACK** INFO TECH

Questa collezione è un'indagine sugli accostamenti cromatici.

Pack è contraddistinta da tinte unite corpose sulle quali affiorano decorazioni irregolari ispirate alla frammentazione delle banchise polari.

Realizzata in formato 15x15 è proposta in 5 abbinamenti di colore: White-Cream, White-Black, Ice-Green, Grey-Rust e Graphite-Black. Pack ridisegna gli spazi grazie alla sua possibile applicazione a rivestimento e a pavimento, creando un effetto all over avvolgente.

This collection is an investigation on colour combinations. Pack is characterized by solid, full colours on which irregular decorations emerge, inspired by the fragmentation of the polar ice floes. Made in 15x15 sizes, it is available in 5 colour combinations: White-Cream, White-Black, Ice-Green, Grey-Rust and Graphite-Black. Pack redesigns spaces thanks to its possible application to wall and floor coverings, creating an enveloping all-over effect.



TECHNICAL DETAILS


**PACK**

TECHNOLOGY PORCELLANATO DIGITAL HD AD IMPASTO COLORATO - HD DIGITAL COLORED BODY PORCELAIN


FINISH OPACO RETTIFICATO - NATURAL RECTIFIED

SIZE 15x15 6"x6"

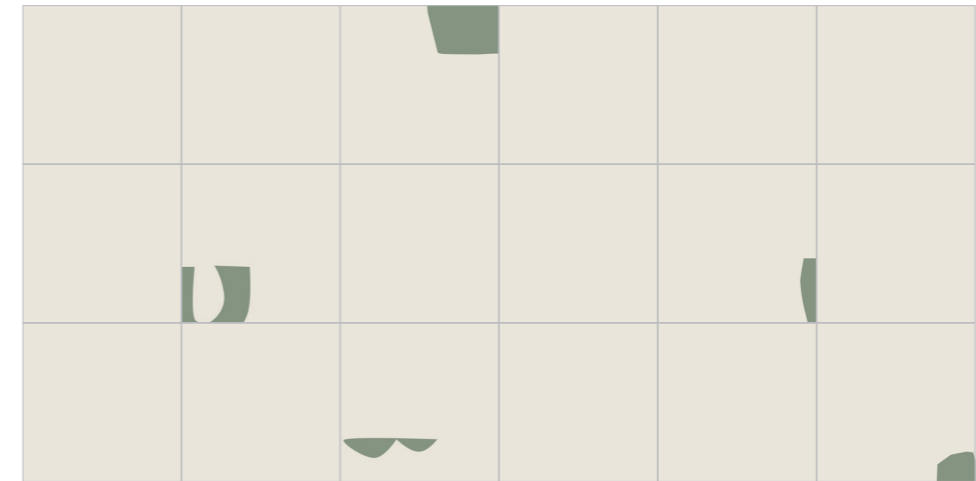
THICKNESS 10 MM




\*4100733 Pack White-Black




\*4100734 Pack White-Cream



\*4100736 Pack Ice-Green



\*4100737 Pack Grey-Rust



\*4100735 Pack Graphite-Black

\*36 DISEGNI DIVERSI 15X15 MISCELATI RANDOM NELLE SCATOLE, OGNI SCATOLA CONTIENE ALL'INCIRCA UN 70% DI TINTA UNITA E UN 30% DI DECORO  
36 DIFFERENT 15X15 (6"x6") PATTERNS RANDOMLY MIXED IN THE BOXES, EVERY BOX CONTAINS ABOUT 70% OF SOLID COLOUR AND 30% OF DECORATION

PACK TECHNICAL FEATURES



NORMA STANDARD	CARATTERISTICHE FEATURES	VALORE PRESCRITTO VALUE REQUIRED	PACK
<b>ISO 10545/2</b>	DIMENSIONI - SIZE		
	lunghezza e larghezza length and width	± 0,6 % / ± 2 mm	± 0,6 % / ± 2 mm
	spessore thickness	± 5 %	± 5 %
	rettilinearità degli spigoli straightness of edges	± 0,5 %	± 0,5 %
	ortogonalità wedging	± 0,6 %	± 0,6 %
	planarità flatness	± 0,5 %	± 0,5 %
<b>ISO 10545/3</b>	assorbimento d'acqua water absorption	<0,5 %	0,3 %
<b>ASTM C373</b>	water absorption	<0,5 %	meets the standards
<b>ISO 10545/9</b>	resistenza agli sbalzi termici thermal shock	nessuna alterazione visibile no visible alteration	resiste resistant
<b>ASTM C484</b>	thermal shock	unaffected	unaffected
<b>ISO 10545/12</b>	resistenza al gelo frost/freeze resistance	nessuna alterazione visibile no visible alteration	resiste resistant
<b>ASTM C1026</b>	frost/freeze resistance	unaffected	unaffected
<b>ISO 10545/13</b>	resistenza agli attacchi chimici chemical resistance	nessuna alterazione visibile no visible alteration	resiste resistant
<b>ASTM C650</b>	chemical resistance		unaffected
<b>ISO 10545/4</b>	resistenza alla flessione breaking strength	≥ 35 N/ mm <sup>2</sup>	46 N/ mm <sup>2</sup>
<b>ISO 10545/7</b>	resistenza all'abrasione visible abrasion resistance		PEI V
<b>ASTM C1027</b>	visible abrasion resistance	CLASS I-V	CLASS V
<b>ISO 10545/14</b>	resistenza alle macchie stain resistance	≥ CLASSE 3	5
<b>ASTM C1378</b>	stain resistance	≥ CLASSE 3	5
<b>DIN 51130</b>	scivolosità anti-slip		R10
<b>DCOF</b>	dynamic coefficient of friction	> 0,42	> 0,42
<b>ANSI A137.1</b>	aesthetic classes	V0-V4	V2

PACK PACKING

PACK	pcs	m <sup>2</sup>	kg/box	box/pal	m <sup>2</sup> /pal	kg/pal	thickness
15x15 6"x6"	30	0,675	13,50	45	30,375	607,50	10 mm

PACK	colori stucchi consigliati / advised grouts colors
WHITE-BLACK	*Mapei 100 White
WHITE-CREAM	*Mapei 100 White
ICE-GREEN	*Mapei 103 Moon White
GREY-RUST	*Mapei 133 Sand
GRAPHITE-BLACK	*Mapei 174 Tornado