

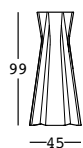
# frozen table

design Matteo Ragni +  
Maurizio Prina




## STRUTTURA/STRUCTURE

PE - Polietilene/Polyethylene  
colore base/basic colour



6310



C2 M9 N2 N4

16 34 87

## GROSS WEIGHT:

kg 8,7

## ACCESSORIES:

### A4461


Sistema di fissaggio a  
terra/Fixing kit system

### A4601

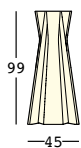
Kit sabbia essiccata/  
Dried sand kit

# frozen table light

design Matteo Ragni +  
Maurizio Prina



**STRUTTURA/STRUCTURE** PE - Polietilene/Polyethylene  
colore base/basic colour



8310



98

**GROSS WEIGHT:**

kg 8,7

**KIT LUCE/LIGHT KIT**

**A4364** kit luce LED RGB a batteria con spina  
RGB LED light kit with battery and plug

# frozen table top

## DETAILS:

Necessita di due strutture per il piano/  
Needs two structures for the top  
A4625  
A4626  
A4471

## PIANO/TOP

.....



60




70



70



120



180

## HPL

colore base/basic colour

.....

A4463



Cm 59x1 h

Kg 4,9

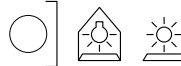
A4464



Cm 59x1 h

Kg 4,6

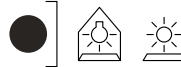
A4490



Cm 69x1 h

Kg 6,2

A4491



Cm 69x1 h

Kg 6

A4488



Cm 69x69x1 h

Kg 7,8

A4489



Cm 69x69x1 h

Kg 7,4

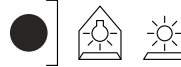
A4625



Cm 120x60x1 h

Kg 13,2

A4626



Cm 120x60x1 h

Kg 12,4

A4471



Cm 180x59x1,2 h

Kg 18,7

## TESTS (ART. 6310)

.....

Declaration of conformity issued by



with the 180x60 cm top

Conforms to the requirements of resistance, durability and safety, 2<sup>nd</sup> level EN 15372:2016

Tests carried out as per:

- EN 15372:2016, clause 6
- EN 15372:2016, clause 5.1 - 5.2
- EN 1730:2012, clause 6.2
- EN 1730:2012, clause 6.3
- EN 1730:2012, clause 6.4.2
- EN 1730:2012, clause 6.5
- EN 1730:2012, clause 6.6
- EN 1730:2012, clause 7.2

**Attention** to ensure stability under a vertical pressure, the part must be stabilized according to point 7.2 of EN 1730:2012.

To do this, inert material (es. dried sand) must be poured into the hole at the bottom of the base. The amount of the material will vary according to the article:

- art. A4625/A4626 120x60 cm - kg 24
- art. A4471 180x60 cm - kg 24

Finally, close the hole by screwing the threaded cap back on.